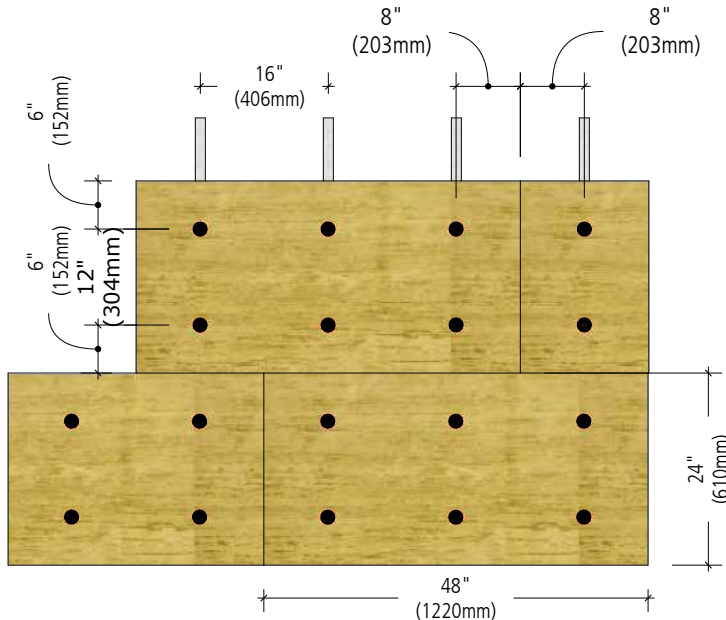


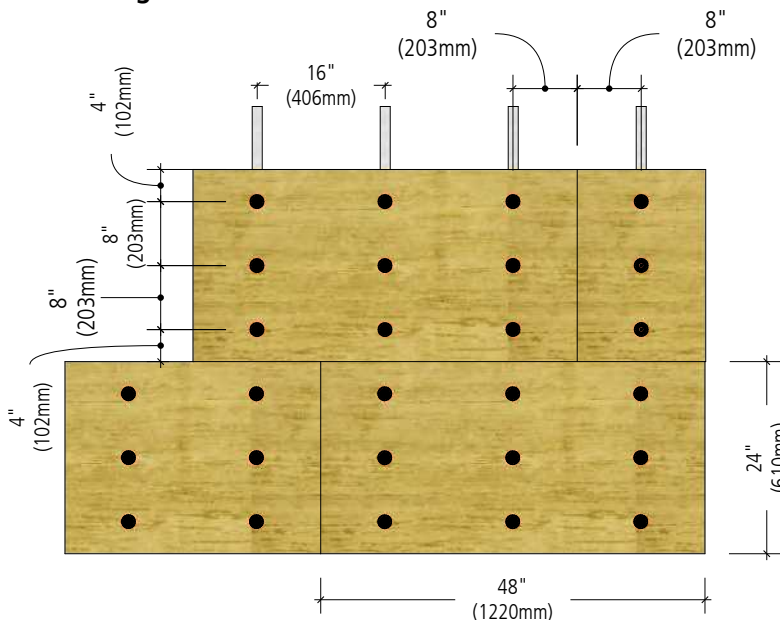
StoTherm® ci Mineral Mechanical Attachment Pattern and Components

Detail No.: 56s.02-1 CAE
Date: February 2019

A. 6-Fastener Configuration on Frame



B. 9-Fastener Configuration on Frame



Property of Sto Corp. All Rights Reserved.

Notes:

1. Additional framing may be needed to accommodate fastener spacing.
2. Allow adhesive to dry before adding fasteners.
3. 2" insulation will use surface mounted fasteners, 3" and 4" insulation will use countersunk fasteners.
4. Please refer to StoTherm ci Mineral Design Guide and StoTherm ci Mineral Install Guide for information on wind loads and fasteners
5. Refer to detail 56s.GN for general notes on the StoTherm ci Mineral system.
6. Components not identified as Sto are furnished by other manufacturers and are not necessarily installed by trades who install the Sto products. Refer to project specific contract documents.

ATTENTION

Sto products are intended for use by qualified professional contractors, not consumers, as a component of a larger construction assembly as specified by a qualified design professional, general contractor or builder. They should be installed in accordance with those specifications and Sto's instructions. Sto Corp. disclaims all, and assumes no, liability for on-site inspections, for its products applied improperly, or by unqualified persons or entities, or as part of an improperly designed or constructed building, for the nonperformance of adjacent building components or assemblies, or for other construction activities beyond Sto's control. Improper use of Sto products or use as part of an improperly designed or constructed larger assembly or building may result in serious damage to Sto products, and to the structure of the building or its components.

STO CORP. DISCLAIMS ALL WARRANTIES EXPRESSED OR IMPLIED EXCEPT FOR EXPLICIT LIMITED WRITTEN WARRANTIES ISSUED TO AND ACCEPTED BY BUILDING OWNERS IN ACCORDANCE WITH STO'S WARRANTY PROGRAMS WHICH ARE SUBJECT TO CHANGE FROM TIME TO TIME. For the fullest, most current information on proper application, clean-up, mixing and other specifications and warranties, cautions and disclaimers, please refer to the Sto Corp. website, www.stocorp.com.

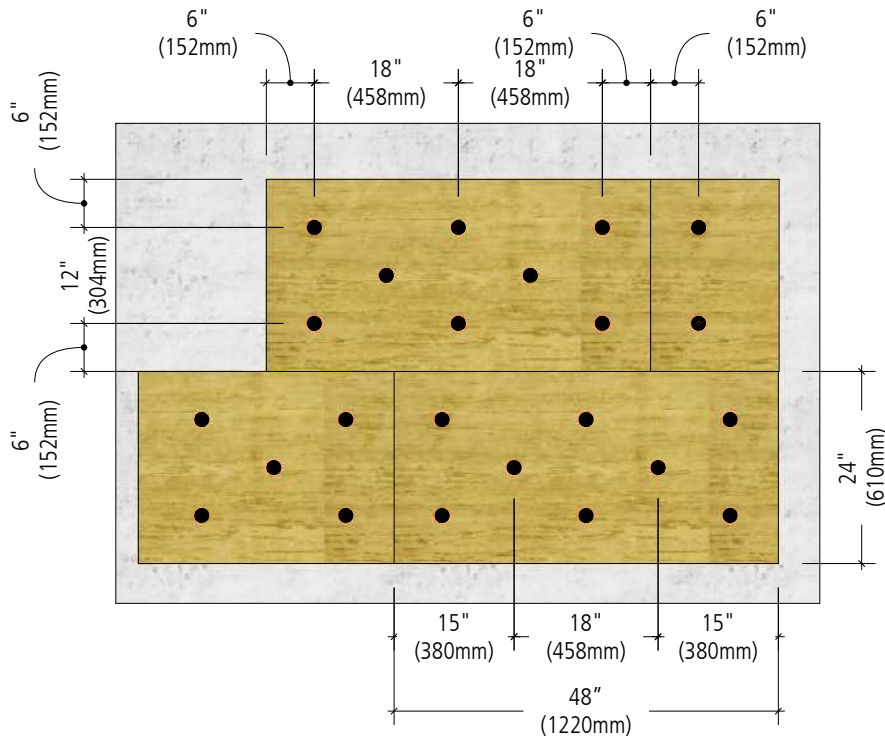
www.stocanada.com



StoTherm® ci Mineral Mechanical Attachment Pattern and Components

Detail No.: 56s.02-2 CAE
Date: February 2019

C. 8-Fastener Configuration / Solid Substrate



Property of Sto Corp. All Rights Reserved.

Notes:

1. Allow adhesive to dry before adding fasteners.
2. 2" insulation will use surface mounted fasteners, 3" and 4" insulation will use countersunk fasteners.
3. Please refer to StoTherm ci Mineral Design Guide and StoTherm ci Mineral Install Guide for information on wind loads and fasteners
4. Refer to detail 56s.GN for general notes on the StoTherm ci Mineral system.
5. Components not identified as Sto are furnished by other manufacturers and are not necessarily installed by trades who install the Sto products. Refer to project specific contract documents.

ATTENTION

Sto products are intended for use by qualified professional contractors, not consumers, as a component of a larger construction assembly as specified by a qualified design professional, general contractor or builder. They should be installed in accordance with those specifications and Sto's instructions. Sto Corp. disclaims all, and assumes no, liability for on-site inspections, for its products applied improperly, or by unqualified persons or entities, or as part of an improperly designed or constructed building, for the nonperformance of adjacent building components or assemblies, or for other construction activities beyond Sto's control. Improper use of Sto products or use as part of an improperly designed or constructed larger assembly or building may result in serious damage to Sto products, and to the structure of the building or its components.

STO CORP. DISCLAIMS ALL WARRANTIES EXPRESSED OR IMPLIED EXCEPT FOR EXPLICIT LIMITED WRITTEN WARRANTIES ISSUED TO AND ACCEPTED BY BUILDING OWNERS IN ACCORDANCE WITH STO'S WARRANTY PROGRAMS WHICH ARE SUBJECT TO CHANGE FROM TIME TO TIME. For the fullest, most current information on proper application, clean-up, mixing and other specifications and warranties, cautions and disclaimers, please refer to the Sto Corp. website, www.stocorp.com.

www.stocanada.com

